



KAGAN Cooperative Learning at Cliffe Woods Primary School



What is KAGAN?

- Kagan is a pedagogical (methods and theory) approach which focuses on developing a classroom culture of collaboration, support, success and celebration.
- It was developed following a research programme started by Dr Spencer Kagan in 1968.
- The findings were that pupils of all ages respond with increased cooperativeness when put in certain situations.
- Dr Kagan began to look at ways these findings could be applied to classroom situations. He started to create structures that teachers could easily teach their pupils that would help the pupils to interact effectively.



Benefits found in research of KAGAN

- Greater academic achievement
- Improved relationships between different groups of pupils
- Enhanced self-esteem
- Improved social skills
- Harmonious classroom climate



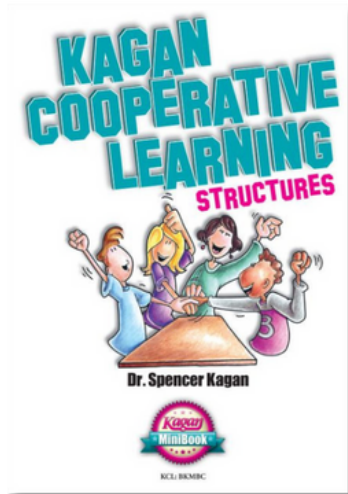


KAGAN Cooperative Learning



KAGAN at Cliffe Woods

- All staff were initially trained with KAGAN in September 2022 and we have been developing and implementing it at school since then.
- Our KAGAN leads, Mrs Robins and Miss Thomas, have had 3 extra full days training since this date and have been passing on further training and information to the rest of our staff.
- KAGAN training runs 3 times a year across the trust for any new staff.



Why do we use KAGAN at Cliffe Woods?

To develop social skills and increase the engagement and participation of all learners



To ensure each pupil is individually accountable and active in their learning

To develop spoken language and vocabulary acquisition

To improve recall and memory

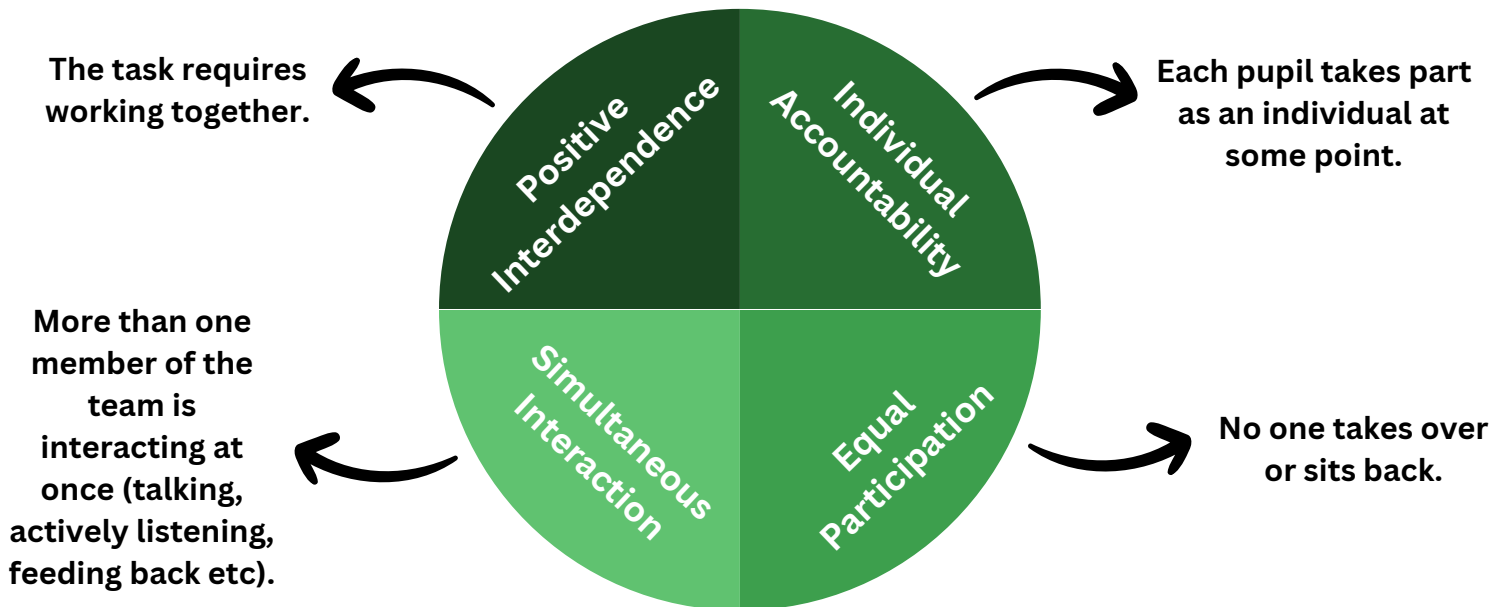
To provide an alternative to hands up or worksheets

To promote inclusivity, collaboration and kindness



7 Key Concepts in a KAGAN Classroom

1. The 4 Key Principles of KAGAN - PIES



2. Teams of 4 where possible (this can be adapted to suit the number of children in a class)

3. Class building structures - used to create a caring class community

4. Teambuilding structures - which create strong teams of 4

5. Good management of interaction through the use of tools and other strategies

6. The development of social skills through the use of structures

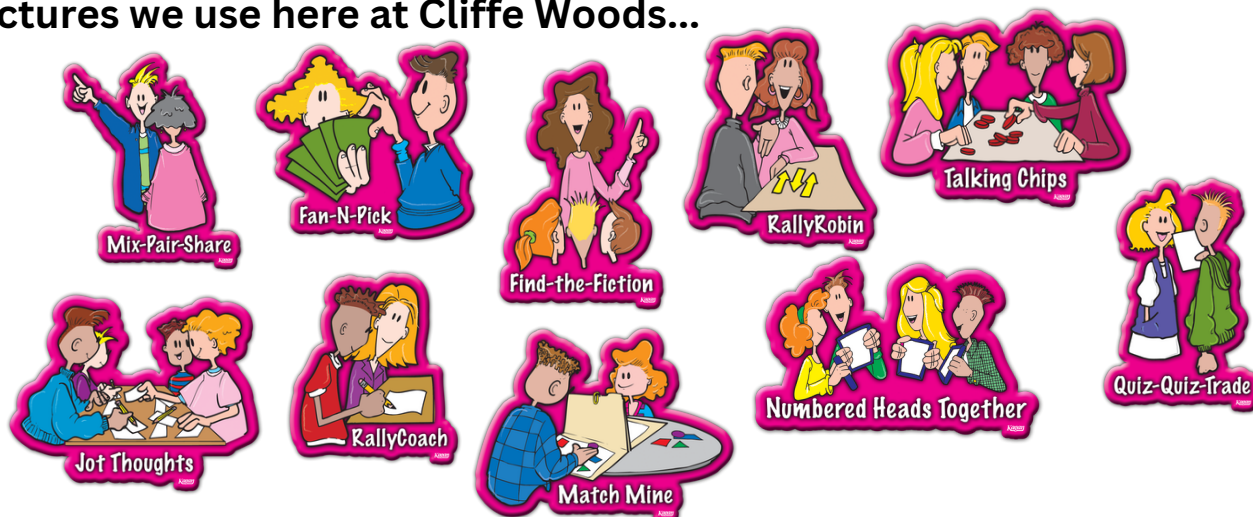
7. The structures themselves!

Examples of KAGAN mats which are placed in the middle of each table.



The KAGAN Structures

There are over 200 KAGAN structures in total! Here are just some of the structures we use here at Cliffe Woods...



To see some of these KAGAN structures in action at Cliffe Woods, head to the Curriculum Overview page on our website and scroll down to the KAGAN video section, alternatively, scan the QR code below!

